

GOVERNMENT OF NATIONAL CAPITAL TERRITORY DELHI

DIRECTORATE OF EDUCATION: SCHOOL BRANCH (HEALTH)

OLD SECRETARIAT: DELHI-110054

No. DE.23 (386)/Sch.Br./SHP/2025/22-27

Dated: 15/04/25

CIRCULAR

Sub: Prevention and Control of Vector Borne Diseases (Dengue, Chikungunya & Malaria).

Dengue, Chikungunya & Malaria are three major mosquito-borne diseases of concern in Delhi. These mosquito generated diseases can sometimes gain epidemic proportions if preventive measures are not taken. Prevention is the best method to control any disease. In order to control and prevent the outbreak of Dengue, Chikungunya & Malaria, it is essential to prevent breeding of mosquitoes and students should be made aware of this.

All HoSs of Govt., Govt. Aided and Pvt. Unaided Recognized Schools under DoE, GNCTD are hereby directed to share the awareness instructions given in the circular with the students and school staff to follow at home and also the needful to be done by all HoSs at school level. In case of students availing summer vacations, HoSs are to utilize the best facility of social media/mass message, e-mail etc.

- To avoid mosquito bites wear full-sleeved clothing (uniform comprising of full sleeves shirts/blouse/Skirts with slacks/pants) and use mosquito repellents. Put wire mesh on windows to prevent entry of mosquitoes (if possible) and use mosquito bed nets at home.
- Message regarding prevention and control of Dengue, Malaria and Chikungunya should be given during assembly/recess/classes.
- Cover all water tanks and containers with well fitted lids to prevent breeding of mosquitoes.
- Keep all overhead and other water tanks/containers properly covered with lid and overflow pipe/air vent covered with wire mesh/cloth. In case of missing/broken lids matter may be taken up with PWD on priority.
- All coolers should be scrubbed and cleaned once a week and mopped dry before refilling water.
- In coolers that cannot be emptied, put one tablespoon of Petrol/Diesel.
- All unused containers, junk materials, tyres, coconut shells, used plastic cups, glasses, bottles and pots etc. should be properly disposed off.
- Change water in flower vases, plant pots, bird pots every week to prevent mosquito breeding.
- Cover the toilet seat if going out of home for more than a week.
- Use aerosol, vaporizers (coils/mats) during day time.
- Collection of stagnant water should not be allowed inside school premises in and around houses, if same does take place a little quantity of petrol/diesel may be put in such stagnant water collection.
- HoSs / Teachers must guide students to take paracetamol, plenty of fluids and rest in case of fever.

The Head of Schools may also depute class teacher/any assigned teacher to share the awareness instructions with all the students and carry out under listed suggested activities.

1. Poster making
2. Slogan writing
3. Nukkad Natak
4. Poem recitation

Report of activities undertaken will be submitted by each school to respective Zonal DDEs.

Further, the below given action plan to be followed to prevent and control vector borne diseases in school premises:-

- Nodal Officer to be appointed in each school who will be responsible for all the activities related to prevention and control of Vector Borne Diseases and monitor the activities being carried out.
- To display the Name, address, contact no./mobile no. etc. of Nodal Officer for Vector Borne Diseases on the Notice Board.
- Regular Checking of school building must be done in a systematic manner during which coolers, flower pots, bird pots, water containers, any scrap, stagnant water and other possible breeding sites to be checked thoroughly for ensuring no possibility of mosquito breeding.
- Comprehensive awareness campaign to be made for staff members in schools about prevention and control of Vector Borne Diseases.
- To ensure that school premises are mosquito free display Do's & Don'ts on the Notice Board and other prominent places in the school premises (copy enclosed).
- Zonal DHOs/ Concerned Malaria Circle in-charge may be contacted for any help regarding control of mosquito breeding.
- All DDE Districts are hereby request to submit the compliance report at under mentioned e-mail.
healthschoolbranch@gmail.com

This issues with the prior approval of the Competent Authority.

Enclosed :

- i) Do's and Don'ts
- ii) Guidelines-Prevention and Control of Dengue in Schools


Sanjay Subhas Kumar
DDE (School)


All Heads of Govt./Govt. Aided/ Unaided Recognized Pvt. Schools under DoE through DEL-E.

No. DE.23 (386)/Sch.Br./SHP/2025/22-27

Dated: 15/04/25

Copy to:-

1. PS to Pr. Secretary (Education).
2. PA to Director (Education).
3. PA to Addl. DE (Schools).
4. All RDEs, DDEs (District/Zone) to ensure compliance.
5. System Analyst (MIS) for uploading on MIS.
6. Guard file.


Vandana Agrawal
OSD (Health)



Directorate of Health Services,
Dept. of Health & Family Welfare, Govt of NCT of Delhi



DO's and DON'Ts for Dengue, Chikungunya and Malaria

DO's	DON'Ts
Cover all water tanks and containers with well fitted lids to prevent mosquito breeding	Do not keep water containers open as they can attract mosquitoes to breed
Empty, scrub and dry, coolers every week before refilling to prevent breeding of mosquitoes. Paint inside of coolers before use in summer	Don't use the old grass of cooler in the next season and properly dispose off the same
All unused containers, junk materials, tyres, coconut shells etc. should be properly disposed off	Don't throw broken utensils, unused bottles, tins, old tyres and other junks in open as <i>Aedes</i> mosquitoes breed in these objects during rainy season
Change water in flower vases, plant pots, bird bath every week to prevent mosquito breeding	Don't allow water to stagnate in and around houses in coolers, buckets, barrels, flower pots, bird baths, freeze trays, coconut shells etc
Cover the toilet seat if going out of home for more than a week	Don't depend only on platelet count for diagnosis of Dengue
To avoid mosquito bites wear full-sleeved clothing and use mosquito repellents to prevent mosquito bites. Put wire mesh on doors and windows to prevent entry of mosquitoes	Do not allow children to wear short sleeved clothes and play in water puddles and stagnant water bodies
Use bed net at home and hospital during dengue fever to prevent mosquito bite and to interrupt transmission, Use aerosol, vaporizers (Coils/Mats) during day time	Don't insist for hospitalization in case of Dengue fever unless advised by a doctor, as many Dengue patients do not require hospitalization
Take Paracetamol, plenty of fluids and rest in case of fever	Don't use Aspirin, Ibuproffen , Nimusulide and over the counter medicines for lowering down body temperature
Create awareness among community	Do not create panic. Dengue, Chikungunya and Malaria are treatable.



Handbook on Prevention and Control of Dengue in School



National Vector Borne Disease Control Programme

22-Sham Nath Marg, Delhi-54

Directorate General of Health Services

Ministry of Health & Family Welfare

Government of India

2019



CONTENTS

Sr. No.	Topic	Page No.
1	Foreword	
2	Preface	
3	Dengue and its transmission	1
4	Mosquito responsible for Dengue virus transmission	1
5	Importance of prevention and control of dengue in Schools	1
6	Common Breeding places of Dengue mosquito in school	2
7	How children can participate in prevention and control of Dengue	2
8	Role of teachers in prevention and control of <i>Aedes</i> breeding	3
9	Role of School Management	3
10	Role of other stakeholders and coordination with them	4
11	Monitoring by Head of the School	4
12	Key messages for prevention and control of Dengue in School premises	5
13	Actions for Sensitization on dengue	5
14	Actions to ensure personal protection to avoid mosquito bites (transmission prevention)	6
15	Use of IEC materials	7
16	Training of School children for prevention and control of Dengue	7
17	Dengue prevention and Co-curricular activities	7
18	Projects for school children	8
19	Annexure-I: Life cycle of <i>Aedes</i> mosquitoes	9
20	Annexure-II: Activities for prevention and control of Dengue	10

डा० नीरज धींगरा
निदेशक

Dr. Neeraj Dhingra
Director

MBBS, D.Orth, M.D. (Community Medicine)

Tel. : +91-11-23918576

Fax : +91-11-23968329

E-mail : dhingradr@hotmail.com



सत्यमेव जयते

भारत सरकार
राष्ट्रीय वैक्टर जनित रोग नियंत्रण कार्यक्रम
स्वास्थ्य सेवा महानिदेशालय
स्वास्थ्य एवं परिवार कल्याण मन्त्रालय
२२, शाम नाथ मार्ग, दिल्ली-११००५४

Government of India
NATIONAL VECTOR BORNE DISEASE CONTROL PROGRAMME
Directorate General of Health Services
Ministry of Health & Family Welfare
22, Sham Nath Marg, Delhi - 110054

Foreword

Dengue became a major public health concern in India effecting both urban and rural areas. In absence of effective drug and vaccine for dengue, vector control is the only measure to minimize the risk. Community participation has proven crucial in prevention and control of Dengue in many endemic areas throughout globe. The *Aedes* mosquito, vector of dengue, bites during daytime, hence, the preventive measures taken at Schools by School administration, teachers and students can help in minimizing the risk of transmission. Children can play an important role as 'Brand Ambassador' through their assistance in source reduction activities under guidance of their teachers and elder family members.

In view of above, the development of this handbook in preventing mosquitogenic conditions in Schools was felt as a need of hour. Accordingly this Handbook is developed. I hope, this handbook will be beneficial in keeping children safe in school premises.

(Dr. Neeraj Dhingra)



Swachh Bharat : An opportunity for Dengue and Malaria Control
Website : www.nvbdc.gov.in



Dr. Kalpana Baruah
Joint Director

Tel. : 91-11-22185955
91-11-22185948
Fax : 91-11-22185935
E-mail: drkalpanabaruah@gmail.com



सत्यमेव जयते

भारत सरकार
राष्ट्रीय वैक्टर जनित रोग नियंत्रण कार्यक्रम
(स्वास्थ्य सेवा महानिदेशालय)
स्वास्थ्य एवं परिवार कल्याण मन्त्रालय)
डी.एम.आर.सी. बिल्डिंग, पोडीअम फ्लोर, ब्लॉक-3,
आई.टी.पार्क, शास्त्री पार्क, दिल्ली-110053

Government of India
NATIONAL VECTOR BORNE DISEASE CONTROL PROGRAMME
(Directorate General of Health Services)
Ministry of Health & Family Welfare
DMRC Building, Podium Floor, Block-III
I.T. Park, Shastri Park, Delhi-110053

PREFACE

Dengue fever is an infectious viral disease transmitted by *Aedes* mosquitoes. It has become a household word in recent years with reporting of cases from all States of the country. As no specific drug and vaccine is available against Dengue infection, preventive measures especially vector control and personal protection are vital in minimizing the risk of transmission. In view of the day biting behaviour of vector mosquito, the measures taken at work place and public places are of utmost importance. Keeping in view of the vector behaviour and school timings, this Handbook has been developed to create awareness among the students and staff underlining the measures needed to be taken at Schools to interrupt transmission from the campus itself.

NVBDCP appreciates the constant patronage and encouragement given by the Director, NVBDCP in developing this Handbook. Technical comments and suggestions received from Experts are duly acknowledged. Also, the efforts of the Arboviral & IEC Divisions, NVBDCP for contributions towards finalization of this document are thankfully acknowledged.

(Dr Kalpana Baruah)



Swachh Bharat : An opportunity for Dengue and Malaria Control.
Website : www.nvbdc.gov.in



Handbook on Prevention and Control of Dengue in School


Dengue and its transmission

Dengue is a disease transmitted by the bite of infected *Aedes* mosquito and caused by virus. Dengue fever causes flu-like symptoms, such as:

- high temperature (fever)
- severe headache
- muscle and joint pain
- facial flushing and skin rashes

Mosquito responsible for Dengue virus transmission

Dengue is transmitted and spread by *Aedes* mosquitoes, also known as 'Tiger mosquito' due to presence of black and white strips on legs and abdomen. In India, both species i.e. *Aedes aegypti* and *Aedes albopictus* are prevalent species. The *Ae. aegypti* is a major vector throughout country but in Southern and North-Eastern States, *Ae. albopictus* is an established vector of both Dengue and Chikungunya. The number of *Aedes* breeding sites increase during monsoon and post-monsoon period. *Aedes* mosquito bites during daytime and breed indoor, feed indoor and rest indoor in and near vicinity of human dwellings. *Aedes* mosquitoes breed in various type of domestic/peri-domestic containers holding water. It has four stages in life cycle i.e. Egg, Larva, Pupa and Adult. About three days after feeding on blood, the mosquito lays its eggs inside a container just above the water line. Eggs are laid over a period of several days, are resistant to desiccation and can survive for periods of six or more months. When rain floods the eggs with water, the larvae hatch. Generally larvae feed upon small aquatic organisms, algae and particles of plant and animal material in water-filled containers. The entire immature or aquatic cycle (i.e., from egg to adult) can occur in 7-8 days. The life span for adult mosquitoes is around three weeks. Details of life cycle of *Aedes* mosquito are at **Annexure-I**.



Importance of prevention and control of dengue in Schools


Schools can have many places for dengue mosquitoes to breed. With the number of school going children coming to and from campus each day, a mosquito carrying the virus can spread dengue fever very quickly to areas/localities from where student belong. Therefore, it is essential that school campus needs to be checked every week and remove



or treat any container filled with water. Keeping in view the vulnerability in school settings, it is of paramount importance to reduce dengue transmission by controlling *Aedes* mosquito's breeding and personal protection in School premises. The details of activities are at **Annexure-II**.

Common Breeding places of Dengue mosquito in school


In the school settings outside class rooms, the play grounds /compounds, toilets and school roofs are the probable places where *Aedes* vector mosquito breeding containers are generally found. Water holding containers, water coolers, drums, tin, barrels, pitchers, plastic tanks, cement tanks, discarded containers, disposables (glass, ice cream cups, cold drink bottles, cans), flower vases, earthen pots, potted plant trays, coconut shells, tree holes, coconut shells, bamboo stumps, plant axils, furniture/condemn items etc act as *Aedes* breeding sites.




Discarded cups



Discarded bottles




Overhead tanks



Empty ice cream cup



Water in toilet seat



Tray under plant pot

Common breeding sites of *Aedes* mosquito vector

How children can participate in prevention and control of Dengue

Children can play an important role in prevention and control of Dengue by active involvement in source reduction activities in supervision of elders. The activities at primary and above primary level children are as below:

At Primary level

- Personal protection by wearing long sleeved clothes and trousers/long pants
- Motivating other children in maintaining general cleanliness

- Informing Teachers/staff about open water storage tanks and containers
- Learning and practicing proper disposal of used plastic cups, glasses and bottles

At above Primary level

- Personal protection by wearing long sleeved clothes and trousers/long pants
- Source reduction: detection and elimination of breeding places at school, home and surroundings
- Educating other children on daytime risk of Dengue infection
- Motivating other children in maintaining general cleanliness in and around schools, also involve them in detection and elimination of containers positive for *Aedes* breeding
- Informing Teachers/staff about open water storage tanks and containers
- Learning and practicing proper disposal of used plastic cups, glasses and bottles
- Sharing information on Dengue and its prevention in neighborhood



Role of teachers in prevention and control of *Aedes* breeding

Teachers are good source of information for students. They can sensitize, motivate and involve the students for various activities for prevention and control of dengue. The following activities may be carried out by teachers:

- Encourage and educate students during 'Prayer' and other activities for involving in prevention and control activities of dengue
- Weekly monitoring/elimination of possible breeding sites within the school premises
- Educate students to cooperate with health staff while inspecting their schools and house
- During summer vacations, ensure to cover all water storage containers, overhead tanks, proper disposal of solid waste. It is important to cover all toilet sheets during vacation period preventing these places to be breeding ground for *Aedes* mosquitoes.

Role of School Management

Identification of Nodal person- School authority need to identify a person who is responsible for health education, activities and coordination related to dengue prevention. The identified person may be any Teacher/Sports Instructor or school

staff. The nodal person will be responsible for following activities for prevention and control of dengue:

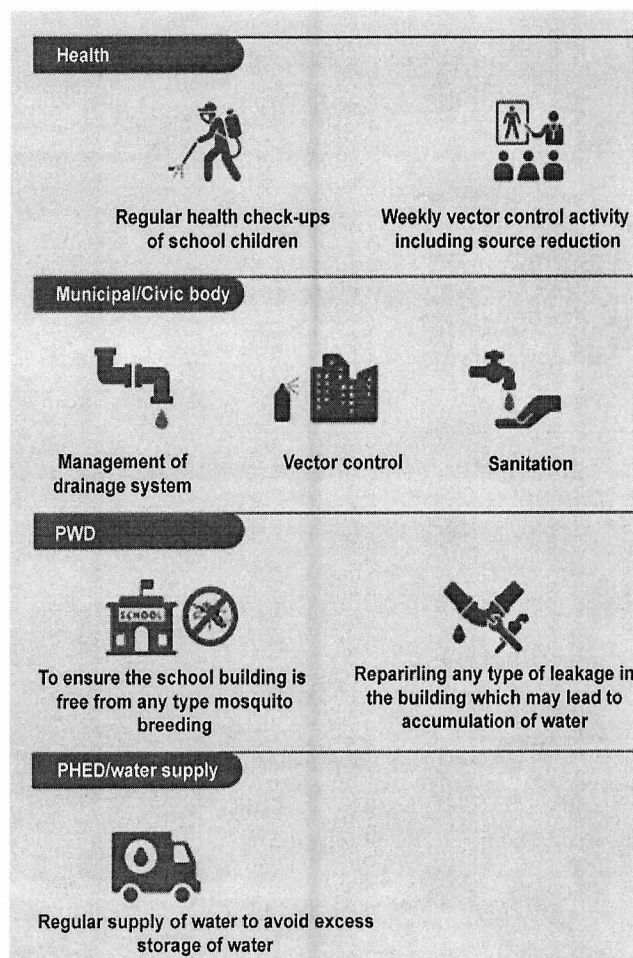
- to provide knowledge and awareness about dengue causes, symptoms and prevention and control
- Coordination with other departments e.g. Health, Civic bodies, Sanitation, Jal Board, PWD/CPWD, Water Supply etc.

A Teacher-Student working group may also be identified to coordinate the prevention and control activities within schools.

Role of other stakeholders and coordination with them

In prevention and control of dengue in School premises, various other Departments play vital role. School administration needs a regular coordination with departments like Health, Municipal bodies, PWD/CPWD, Public Health Engineering etc. to ensure and keep the school environment free from threat of dengue.

In case of any need, this group may contact with Health department, Municipal/Civic body, PWD, PHE/water supply who may help school authorities in maintaining *Aedes* free environment in school.



Monitoring by Head of the School

All the activities need to be monitored by the Principal/Head of the School from time to time to ensure smooth functionality of all dengue prevention activities.

Key messages for prevention and control of Dengue in School premises

Do's

- Cover all water tanks and containers with well fitted lids
- Paint inside the coolers before use in summer
- Empty, scrub and dry coolers every week before refilling to prevent breeding of Dengue mosquitoes
- Put wire mesh on doors and windows to prevent entry of mosquitoes
- All unused containers, junk materials, coconut shells etc. should be properly disposed off
- Change water in flower vases, plant pots, bird bath every week
- Cover the toilet seat during vacations
- To avoid mosquito bites, wear full-sleeved clothing
- Use mosquito repellents to prevent *Aedes* mosquito bites

Don'ts

- Don't allow water to stagnate in and around houses in coolers, buckets, barrels, flower pots, bird baths, freeze trays, coconut shells etc.
- Don't throw broken utensils, unused bottles, tins, old tyres and other junks as *Aedes* mosquitoes breed in these objects during rainy season
- Don't use the old grass of cooler in the next season

Proper disposal of Solid Waste

School authorities need to make arrangement for proper disposal of solid waste to minimize the risk of creation of *Aedes* breeding sites. If needed, the authorities may coordinate with respective municipal body for necessary actions.

Actions for Sensitization on dengue

- Organizing quiz show, essay writing, street play, drama, nukkad natak, Bal Sabha, rally, etc.
- Encouragement of inter-personal communication, group meetings, etc.
- Organizing workshop, open sessions and case studies with the help of Health Departments

- Distribution of pamphlets and other material for sensitization
- Initiation of 'Mosquito Free School and Premises' and also link with Swachh Bharat Abhiyan (display the message i.e. Hamara School Mosquito Free)
- Awareness about the importance of observing 'National Dengue Day' on 16 May and July as 'Anti Dengue Month' every year and spreading the message in the community
- Ensuring covering of water tanks and containers with tight lids
- Checking and sensitization about stagnation of water in coolers, buckets, barrels, flower pots, bird baths, freeze trays, coconut shells, etc. in school premises and their houses under the supervision of any adult member (family member/Teacher/Health Worker) and encourage for source reduction activities
- Ensuring the involvement of 'Little Champs' for cleaning of their school, home and mohalla once in a week will be known as Source Reduction Week (SRW) i.e., Swachh week/Dry week
- Sensitization through story, audio-visual show on Saturday/Monday for source reduction activities and linking with Swachh Bharat Abhiyan followed by feedback session
- Need to strengthen and promote Balsabha, cultural programme, script writing and local talent, etc. and organize these at least once a week. This may be published in local print media or broadcast on community radio.
- Recognize children's participation/work/best story/best picture/documentary/exhibition/poster/banner and best practices, etc. at the state and national levels.


Actions to ensure personal protection to avoid mosquito bites (transmission prevention)

- Protective clothing:** Clothing reduces the risk of mosquito bite if the material of the cloth is sufficiently thick or if the garment is loosely fitting. Long sleeved shirts and trousers with stockings may protect the arms and legs, which are the preferred sites for mosquito bites. School children should adhere to these practices whenever possible.
- Repellents:** Repellents are common means of personal protection against mosquitoes and other biting insects. These are broadly classified into two categories- natural repellents and chemical repellents. Essential oils from plant extracts are the main natural repellent ingredients, such as citronella oil, lemon grass oil and neem oil. Chemical repellents (creams, spray etc.) can provide protection from a few to several hours.

- iii. **Screens/wire mesh on doors and windows:** Tight-fitting screens/wire mesh can be used on doors and windows to prevent mosquitoes from entering in halls, classrooms etc.
- iv. **Mosquito nets/bed nets:** Mosquito nets have limited utility in dengue control programmes since the *Aedes* bites during the day. However, nets can be effectively utilized to protect school children at their home during sleep at daytime. All children may be sensitized to use of mosquito nets if they are having fever.

Use of IEC materials

For raising awareness and knowledge on issues relating to dengue, variety of print



and audio-visual IEC materials may be used which address variety of issues including information about the vector, risks of dengue, source reduction, personal protection, etc. These IEC materials include display posters, display panels, leaflets, handbills, flipbooks, wall writing and painting, plays, drama etc. A live demonstration of

the dengue vector (larvae and adult) may be done with the help of Health Department/Municipal body.


Training of School children for prevention and control of Dengue

School children need to be trained on how to detect and eliminate the breeding of dengue vector in and around schools, houses and in the neighborhood. School children may be taken around the school premises in groups during the games period. Dengue homework card scheme may also be adopted.

To encourage school students, they can be asked to cover at least 10 open containers in their respective households or in the neighborhood (under the guidance of parents) and monitor it for 6 months to see whether the cover is in place or not. All activities by school children need to be done under the supervision of adults.


Dengue prevention and Co-curricular activities

Co-curricular activities provide an opportunity for active involvement of School children for dengue prevention activities by engaging them through activities like drawing/debate/poem/essay writing/quiz competitions, plays, drama etc. in which different aspects of dengue transmission, prevention etc may be covered.



Projects for school children

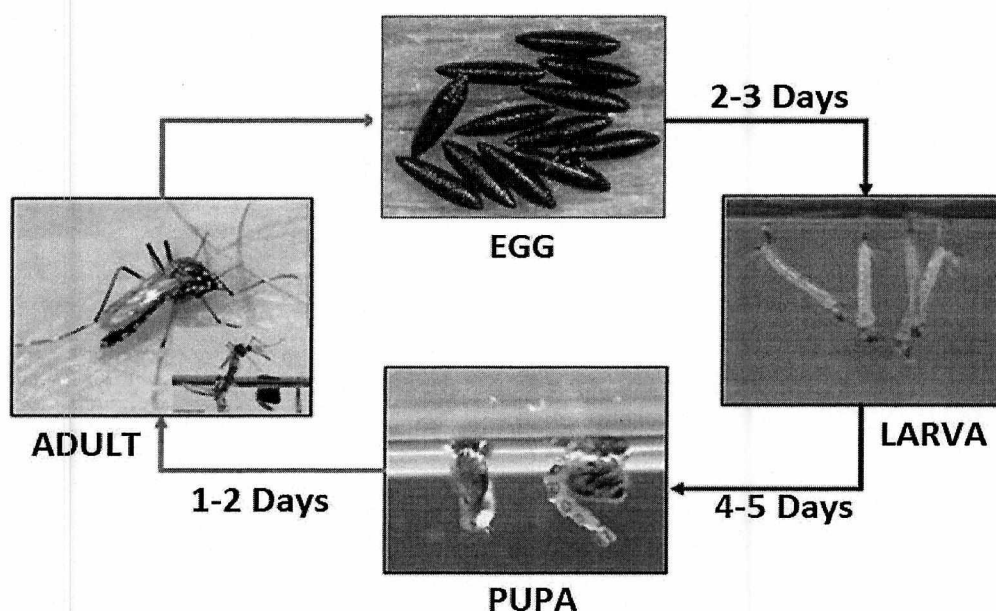
Simple projects for involvement of school children may be developed for ensuring their active participation in dengue control activities. It will include information on identification of the *Aedes* mosquito, different types of breeding sites, source



reduction activities, life cycle of vector mosquito and Do's and Don'ts for prevention and control of dengue. Students will complete project cards/ reports under the supervision of their teachers/parents and submit to the teacher within a specific time period. They may be rewarded after assessment of their project. Classes which have

done commendable work in vector control may also be recognized.

Life cycle of Aedes mosquitoes



Egg: Egg is about 1 mm. in length, cigar shaped in appearance and black in colour. The egg hatches into larva in 2-3 days. The eggs are capable of withstanding desiccation upto one year and can survive during dry period.

Larva: There are four larval stages. The larva shows graceful movement and feed mainly at bottom of water. They remain in groups in the corners of the container. Total period of larval stages ranges from 4-5 days.

Pupa: The fourth instar larva becomes pupa in 24-48 hours. Pupa is a non-feeding stage but actively swims and floats. The pupa becomes adult within about 1-2 days.

Adult: The adult mosquitoes rest for some time after emergence on the pupal skin on the walls of containers till their wings and legs get harden and then they fly. After about 24 hrs. of emergence, female mosquitoes go for mating and blood meal for development of eggs.

Why weekly monitoring of Aedes breeding is needed?

Aedes mosquito completes its life-cycle from egg to adult in one week, so the weekly monitoring of premises is needed for source reduction activities.

Activities for prevention and control of Dengue

Activities	Actions	Resource persons
Sensitization on Dengue	<ul style="list-style-type: none"> • Organization of quiz show, essay writing, street play, drama, nukkad natak, Bal Sabha, rally, etc. • Encouragement group meetings, etc. • Organizing workshop and open sessions • Distribution of pamphlets and other IEC material • Initiation of 'Mosquito Free School and Premises' and also link with Swachh Bharat Abhiyan 	Little Champ & Teachers
Sensitization for 'National Dengue Day' and 'Anti Dengue Month'	<ul style="list-style-type: none"> • Awareness about the importance of observing 'National Dengue Day' on 16 May and July as 'Anti Dengue Month' every year and spreading the message in the community 	Little Champs, Teachers & Health Workers
Identification of breeding sources	<ul style="list-style-type: none"> • Ensuring covering of water tanks and containers with tight lids • Checking & sensitization about stagnation of water in coolers, buckets, barrels, flower pots, bird baths, freeze trays, coconut shells, etc. in school premises and their houses under the supervision of any adult member (family member/Teacher/Health Worker) & encourage for source reduction activities • Ensuring the involvement of 'Little Champs' for cleaning of their school, home and mohalla once in a week will be known as Source Reduction Week (SRW) i.e., Swachh week/Dry week • Sensitization through story, audio-visual show on Saturday/Monday for source reduction activities and linking with Swachh Bharat Abhiyan followed by feedback session 	Little Champs
Live demonstration	<ul style="list-style-type: none"> • Live demonstration of Aedes mosquito and larva during Morning Prayer, events, etc. • Demonstration of possible breeding sites 	Health staff
Recognition and appreciation	<ul style="list-style-type: none"> • On the basis of their active involvement in source reduction/mosquito free premises/engagement of school, Little Champs need to be rewarded. In the same way, every student will be getting their score which will be added to their annual score card. 	State and District Health Officials

In addition to the above, the following activities can also be considered:

- In dengue prevention & control, children may be involved including NSS, NCC.
- Need to strengthen and promote Bal Sabha, cultural programme, script writing and local talent, etc. and organize these at least once a week. This may be published in local print media or broadcast on community radio.
- To recognize their participation/work/best story/best picture/documentary/exhibition/poster/banner and best practices, etc. at the state and national levels.

*Students are the rays of hope
They can make the world better*

Directorate of National Vector Borne Disease Control Programme
<https://www.nvbdc.gov.in>